

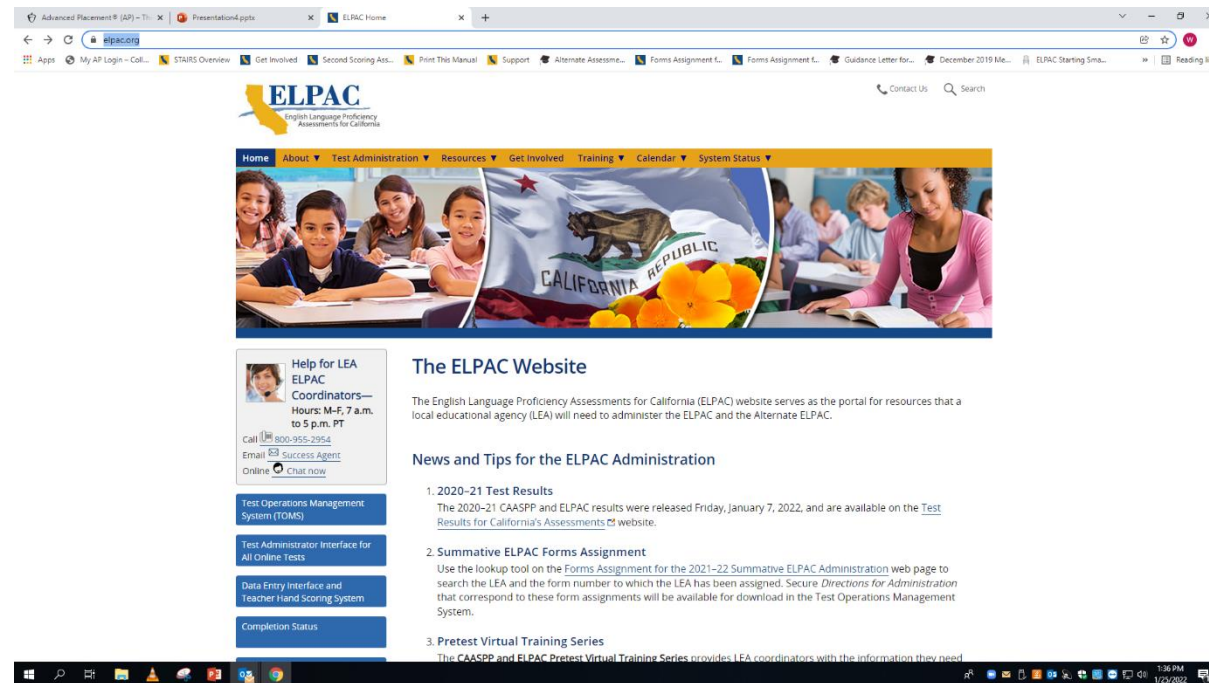
ELPAC Practice

How to access the Practice ELPAC
2023

ELPAC Practice

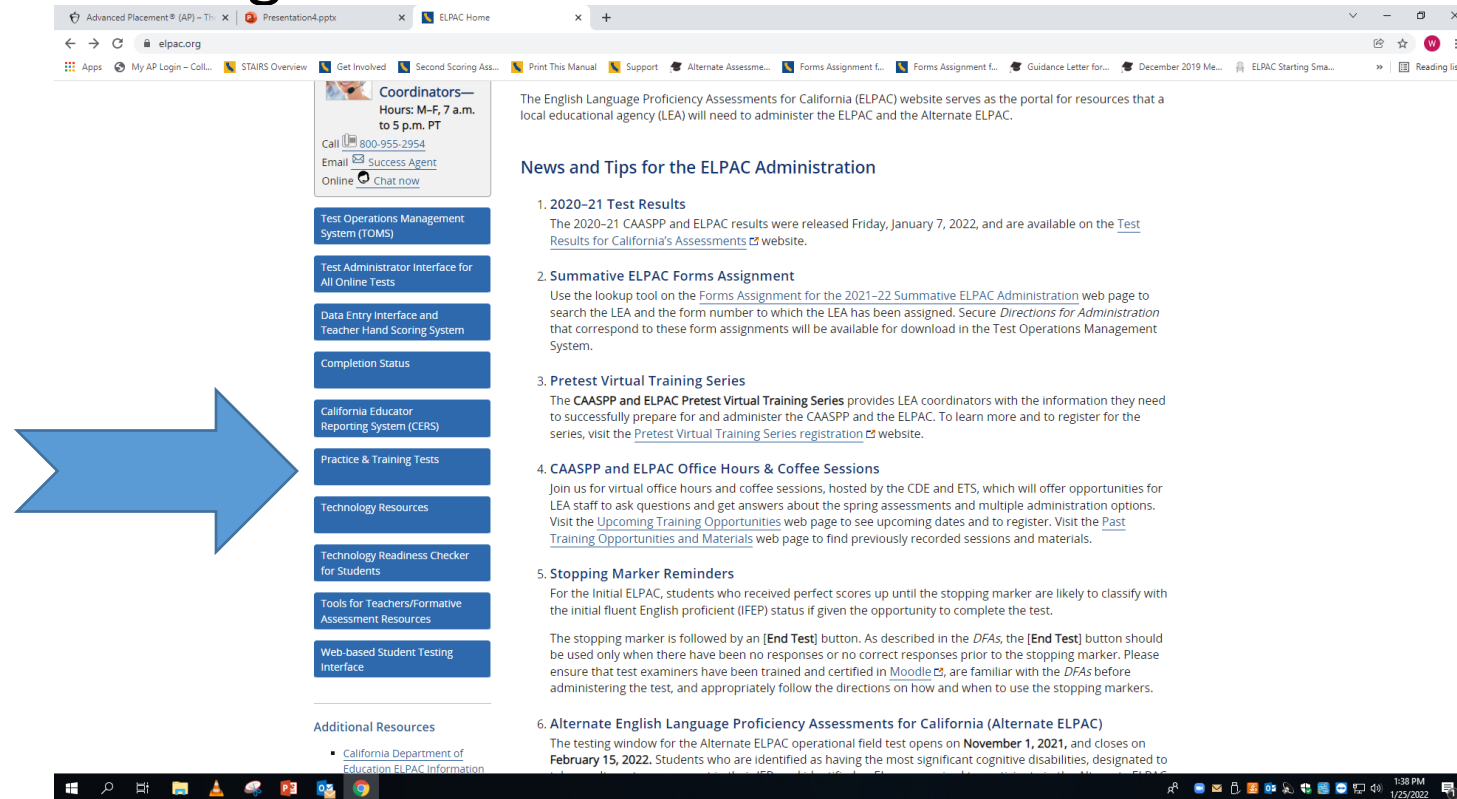
The best way to prepare for any test is to practice.

To take a practice ELPAC test go to <https://www.elpac.org/>



ELPAC Practice Continued

- One the left side of the screen, click on the blue bar that says “Practice and Training Test”



The screenshot shows the ELPAC Home website. On the left side, there is a vertical sidebar with several blue buttons. A large blue arrow points to the button labeled "Practice & Training Tests". The main content area on the right includes a header with the ELPAC logo and a description of the website's purpose. Below this is a section titled "News and Tips for the ELPAC Administration" containing a list of six items, each with a heading and a brief description. The bottom of the page features a footer with additional resources and contact information.

Coordinators—
Hours: M-F, 7 a.m. to 5 p.m. PT
Call 800-955-2954
Email [Success Agent](#)
Online [Chat now](#)

Test Operations Management System (TOMS)
Test Administrator Interface for All Online Tests
Data Entry Interface and Teacher Hand Scoring System
Completion Status
California Educator Reporting System (CERS)
Practice & Training Tests
Technology Resources
Technology Readiness Checker for Students
Tools for Teachers/Formative Assessment Resources
Web-based Student Testing Interface

Additional Resources

- California Department of Education ELPAC Information

The English Language Proficiency Assessments for California (ELPAC) website serves as the portal for resources that a local educational agency (LEA) will need to administer the ELPAC and the Alternate ELPAC.

News and Tips for the ELPAC Administration

- 1. 2020–21 Test Results**
The 2020–21 CAASPP and ELPAC results were released Friday, January 7, 2022, and are available on the [Test Results for California's Assessments](#) website.
- 2. Summative ELPAC Forms Assignment**
Use the lookup tool on the [Forms Assignment for the 2021–22 Summative ELPAC Administration](#) web page to search the LEA and the form number to which the LEA has been assigned. Secure *Directions for Administration* that correspond to these form assignments will be available for download in the Test Operations Management System.
- 3. Pretest Virtual Training Series**
The **CAASPP and ELPAC Pretest Virtual Training Series** provides LEA coordinators with the information they need to successfully prepare for and administer the CAASPP and the ELPAC. To learn more and to register for the series, visit the [Pretest Virtual Training Series registration](#) website.
- 4. CAASPP and ELPAC Office Hours & Coffee Sessions**
Join us for virtual office hours and coffee sessions, hosted by the CDE and ETS, which will offer opportunities for LEA staff to ask questions and get answers about the spring assessments and multiple administration options. Visit the [Upcoming Training Opportunities](#) web page to see upcoming dates and to register. Visit the [Past Training Opportunities and Materials](#) web page to find previously recorded sessions and materials.
- 5. Stopping Marker Reminders**
For the Initial ELPAC, students who received perfect scores up until the stopping marker are likely to classify with the initial fluent English proficient (IFEP) status if given the opportunity to complete the test.

The stopping marker is followed by an **[End Test]** button. As described in the *DFAs*, the **[End Test]** button should be used only when there have been no responses or no correct responses prior to the stopping marker. Please ensure that test examiners have been trained and certified in Moodle, are familiar with the *DFAs* before administering the test, and appropriately follow the directions on how and when to use the stopping markers.
- 6. Alternate English Language Proficiency Assessments for California (Alternate ELPAC)**
The testing window for the Alternate ELPAC operational field test opens on **November 1, 2021**, and closes on **February 15, 2022**. Students who are identified as having the most significant cognitive disabilities, designated to

ELPAC Practice Continued

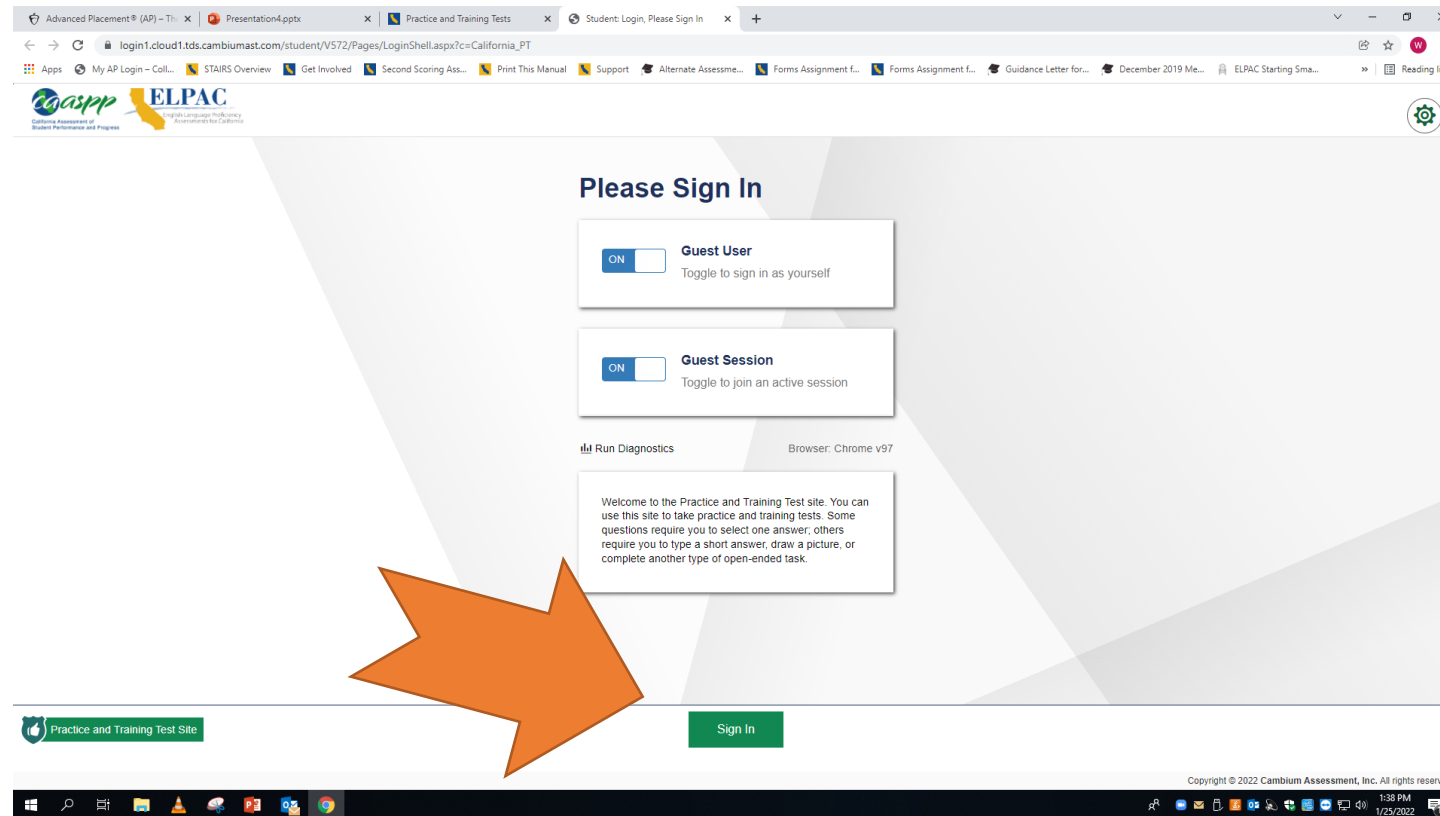
- Click where it says “Student Interface Practice and Training Test”

The screenshot shows the ELPAC website with the following elements:

- Header:** ELPAC English Language Proficiency Assessments for California. Navigation menu: Home, About, Test Administration, Resources, Get Involved, Training, Calendar, System Status.
- Left Sidebar:** Help for LEA ELPAC Coordinators—Hours: M-F, 7 a.m. to 5 p.m. PT. Call 800-955-2954, Email Success Agent, Online Chat now. Test Operations Management System (TOMS), Test Administrator Interface for All Online Tests, Data Entry Interface and Teacher Hand Scoring System, Completion Status, California Educator Reporting System (CERS), Practice & Training Tests, Technology Resources, Technology Readiness Checker for Students.
- Main Content Area:**
 - Online Practice and Training Tests**
 - Administration of Practice and Training Tests is optimized in supported versions of Chrome, Firefox, and Safari web browsers. Use of the Microsoft Edge and Internet Explorer web browsers is not recommended.
 - To access the online Practice and Training Tests, please select one of these buttons:
 - Test Administrator and Test Examiner Practice and Training Site:** If you are a test examiner, select this button to access and administer the online Practice and Training Tests.
 - Resources for Practice and Training Tests:** Select this button to access resources, including Directions for Administration (DFAs) and Scoring Guides. Note: these resources are available for Parents or Guardians as well.
 - Student Interface Practice and Training Tests:** If you are a student, select this button to access the Practice and Training Tests for the online tests. (Indicated by a blue arrow)

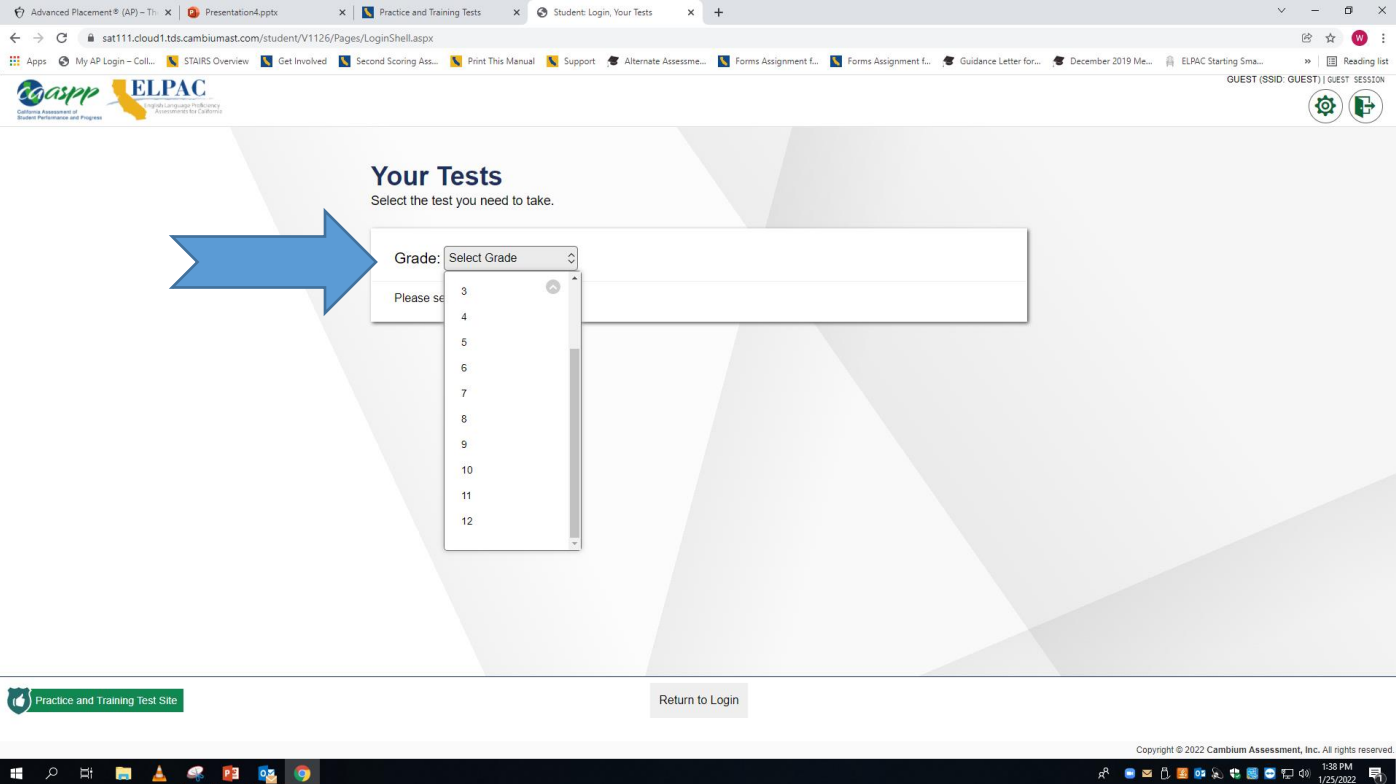
ELPAC Practice Continued

- Click the green SIGN IN tab



ELPAC Practice Continued

- Selected your grade level



The screenshot shows a web browser window with the URL `sat1111.cloud1.tds.cambiumast.com/student/V1126/Pages/LoginShell.aspx`. The page title is "Your Tests" and the instruction is "Select the test you need to take." A blue arrow points to a dropdown menu labeled "Grade: Select Grade". The dropdown menu is open, showing a list of grades from 3 to 12. The page also includes a "Return to Login" button and a footer with the text "Practice and Training Test Site" and "Copyright © 2022 Cambium Assessment, Inc. All rights reserved."

Your Tests
Select the test you need to take.

Grade: Select Grade

Please select a grade:

- 3
- 4
- 5
- 6
- 7
- 8
- 9
- 10
- 11
- 12

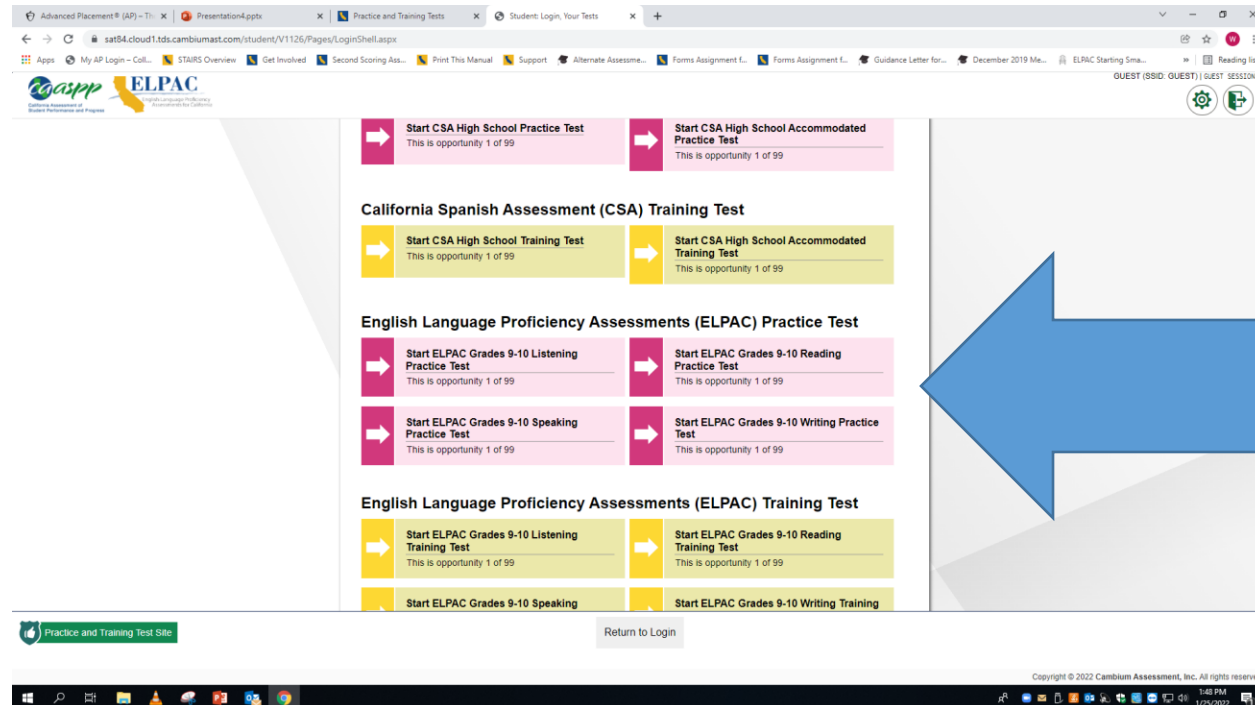
[Return to Login](#)

Practice and Training Test Site

Copyright © 2022 Cambium Assessment, Inc. All rights reserved.

ELPAC Practice Continued

- Scroll down to where it says English Language Proficiency Assessments (ELPAC) Practice Test. And pick any of the test. You should practice on all four of the test and you may practice more than once.



Testing Dates

- Reading, Writing and Listening Test will take place in the Old Gym
 - 12th grade – Tuesday, February 7th 8:30am - ?
 - 9th grade – Wednesday, February 8th 9:45 - ? (it is a PD day late start)
 - 10th grade – Thursday, February 9th 8:30 - ?
 - 11th grade – Friday, February 10th 8:30 - ?
-
- Speaking Test will be an individual appointment Feb - May

*The ELPAC is not a timed test.